

MIRS/MI News, MI, 9/11

-30 to GOP, Mild Bias, Acceptable

POLL BIAS CACLULATOR

	Party ID	Gender	Education	Region	Racial Demo
Bias Multiplier (Level of Bias Significance)	10	5	8	3	5
Bias by Category	0	-10	0	0	-20
OVERALL 2024 POLL BIAS (+ is Dem, - is GOP bias)	-30		MILD BIAS (0-50)		DEFINITE BIAS, EXCESSIVE (50-100)
	SCALE>>>				SEVERE BIAS (100+)

Understanding the Overall Poll Bias Score – A perfect bias score as compared to the 2020 exit polls equals a 0 value. A positive score equals a Democratic bias. A negative score equals a Republican bias. The higher the value of the number, the worse the bias. I will adjust polls with this score in mind. Usually the adjustment is straightforward in that I can apply the proper party ID, gender ID, racial ID or education ID to the votes of the respective group provided in the cross tabs. Sometimes pollsters hide the party ID, gender ID, racial ID or education ID, but I have methods of inferring those. The calculators for inferring these party ID values can be found below. Regional bias usually can't be inferred, although if they provide how each region votes they can.

	Dem 2020 Exit Poll	GOP 2020 Exit Poll	Dem 2024 Poll	GOP 2024 Poll (Enter as a negative number)
Party ID Values	38	38	38	38
Party ID Difference	0	0		
Party ID Bias Score (+ is Dem, - is GOP bias)	0			

	Female 2020 Exit Poll	Male 2020 Exit Poll	Female 2024 Poll	Male 2024 Poll
Gender ID Values	54	46	53	47
Gender ID Bias	-1	1		

Final Gender ID Bias (+ is Dem, - is GOP bias) **-2**

	College Degree or + 2020 Exit Poll	No College Degree or + 2020 Exit Poll	College Degree or + 2024 Exit Poll	No College Degree or + 2024 Exit Poll (Enter as a negative number)
--	------------------------------------	---------------------------------------	------------------------------------	--

Education Values

Education Bias 0 0

Education Bias Final Score (+ is Dem, - is GOP bias) **0**

	Northeast 2020 Exit Poll	South 2020 Exit Poll	Midwest 2020 Exit Poll	West 2020 Exit Poll	North-east 2024 Poll	South 2024 Poll	Midwest 2024 Poll	West 2024 Poll
--	--------------------------	----------------------	------------------------	---------------------	----------------------	-----------------	-------------------	----------------

Regional Values (national polls only)

Regional Bias (National Polls Only) 0 0 0 0

Regional Bias Score (+ is Dem, - is GOP bias) **0**

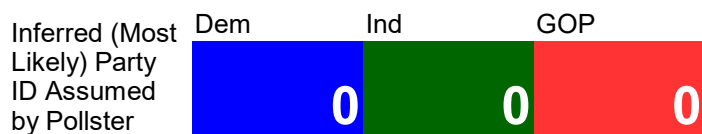
	White 2020 Exit Poll	Black 2020 Exit Poll	Asian 2020 Exit Poll	Latino 2020 Exit Poll	White 2024 Exit Poll	Black 2024 Exit Poll	Asian 2024 Exit Poll	Latino 2024 Exit Poll
--	----------------------	----------------------	----------------------	-----------------------	----------------------	----------------------	----------------------	-----------------------

Racial ID percentage 81 12 1 3 81 12 0 0

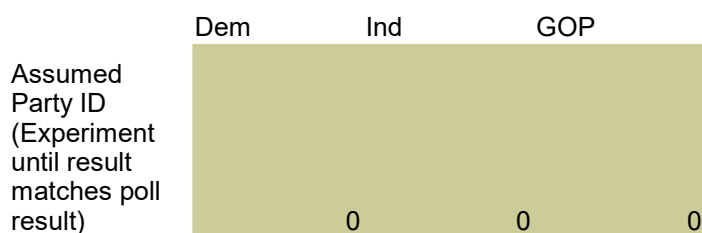
Racial Polling Sample Bias 0 0 -1 -3

Racial Bias Score (+ is GOP, - is Dem bias) **-4**

PARTY ID CALCULATOR



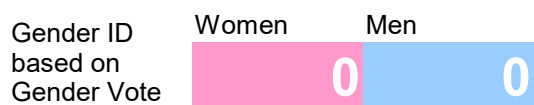
	% Dem for Harris	% Dem for Trump	% Ind for Harris	% Ind for Trump	% GOP for Trump	% GOP for Harris
Party Vote:	0.899	0.085	0.449	0.534	0.886	0.103
Points earned	0	0	0	0	0	0



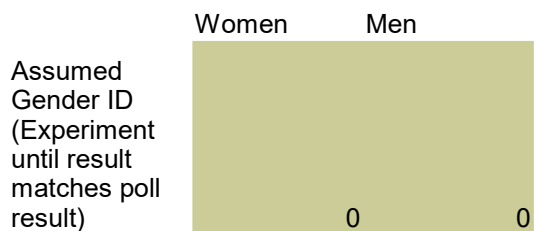
Vote Totals

Harris	Trump
0	0

GENDER ID CALCULATOR



	% Women for Harris	% Women for Trump	% Men for Harris	% Men for Trump
Gender Vote	0	0	0	0
Points earned	0	0	0	0



	Harris	Trump
Vote Totals	0	0

EDUCATION ID CALCULATOR

	College Degree or +Degree	No College Degree
Education ID based on education Vote		

	% College or + for Harris	% College or + for Trump	% No Degree for Harris	% No Degree for Trump
Education Vote Points earned	0	0	0	0

	College Degree or +	No College Degree
Assumed Gender ID (Experiment until result matches poll result)		

	Harris	Trump
Vote Totals	0	0

RACIAL DEMOS CALCULATOR

	White	Black	Latino	Asian
Racial ID based on Racial Vote	0	0	0	0

	% White for Harris	% White for Trump	% Black for Harris	% Black for Trump	% Latino for Harris	% Latino for Trump	% Asian for Harris	% Asian for Trump
Racial Vote Points earned	0	0	0	0	0	0	0	0

Sheet1

Assumed
Racial ID

White

Black

Latino

Asian



Vote Totals