

Visit FreedomWindow.net

Freedom from biased polls

Insider Adv, MI,10/26-10/27
Poll Bias Score = -83 towards the GOP,
definite bias. Too few women/many men and
disproportionately large pro-Trump age
groups. Will adjust.

POLL BIAS CALCULATOR

	Party ID	Gender	Education	Region	Racial Demo	Age Demo
Bias Multiplier (Level of Bias Significance)		10	7	8	3	5 5
Bias by Category	0	-28	0	0	-5	-50
OVERALL 2024 POLL BIAS (+ is Dem, - is GOP bias)	-83		MILD BIAS (0-50)	DEFINITE BIAS, EXCESSIVE (50-100)	SEVERE BIAS (100+)	

Understanding the Overall Poll Bias Score – A perfect bias score as compared to the 2020 exit polls equals a 0 value. A positive score equals a Democratic bias. A negative score equals a Republican bias. The higher the value of the number, the worse the bias. I will adjust polls with this score in mind. Usually the adjustment is straightforward in that I can apply the proper party ID, gender ID, education ID to the party votes provided in the cross tabs. Sometimes pollsters hide the party ID, gender ID or education ID, but I have methods of inferring those. The calculators for inferring these party ID values can be found below. Regional bias usually can't be inferred, although if they provide how each region votes they can.

	Dem 2020 Exit Poll	GOP 2020 Exit Poll	Dem 2024 Poll	GOP 2024 Poll (Enter as a negative number)
Party ID Values	38	38	38	38
Party ID Difference	0	0		
Party ID Bias Score (+ is Dem, - is GOP bias)				0

	Female 2020 Exit Poll	Male 2020 Exit Poll	Female 2024 Poll	Male 2024 Poll
Gender ID Values	54	46	52	48
Gender ID Bias	-2	2		
Final Gender ID Bias (+ is Dem, - is GOP bias)				-4

	College Degree or + 2020 Exit Poll	No College Degree or + 2020 Exit Poll	College Degree or + 2024 Exit Poll	No College Degree or + 2024 Exit Poll (Enter as a negative number)
Education Values				
Education Bias	0	0		
Education Bias Final Score (+ is Dem, - is GOP bias)				0


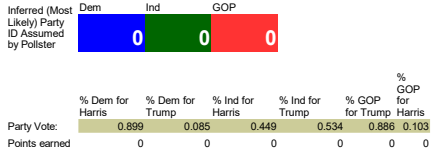
	Northeast 2020 Exit Poll	South 2020 Exit Poll	Midwest 2020 Exit Poll	West 2020 Exit Poll	North-east 2024 Poll	South 2024 Poll	Midwest 2024 Poll	West 2024 Poll
Regional Values (national polls only)								
Regional Bias (National Polls Only)	0	0	0	0				
Regional Bias Score (+ is Dem, - is GOP bias)								0

	White 2020 Exit Poll	Black 2020 Exit Poll	Asian 2020 Exit Poll	Latino 2020 Exit Poll	White 2024 Exit Poll	Black 2024 Exit Poll	Asian 2024 Exit Poll	Latino 2024 Exit Poll
Racial ID percentage	81	12	1	3	83	11	1	5
Racial Polling Sample Bias	2	-1	0	2				
Racial Bias Score (+ is GOP, - is Dem bias)								-1

	18-39 Exit Poll	40-64 Exit Poll	65+ Exit Poll	n/a	18-39	40-64	65 n/a
Age ID	26	44	30	0	0	16	49 35
Age Bias	-10	5	5	0			

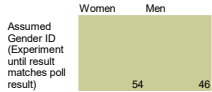
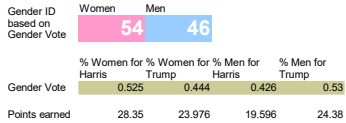
Age Bias Score **-10**

PARTY ID CALCULATOR



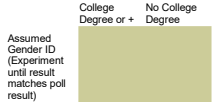
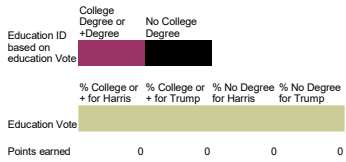
Vote Totals
 Harris **47.9** Trump **48.5**

GENDER ID CALCULATOR



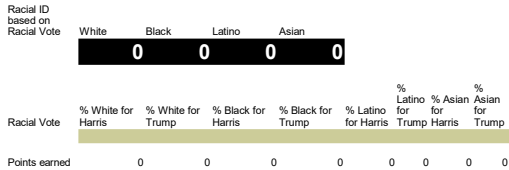
Vote Totals
 Harris **47.9** Trump **48.4**

EDUCATION ID CALCULATOR




Vote Totals
 Harris **0.0** Trump **0.0 n/a**

RACIAL DEMOS CALCULATOR


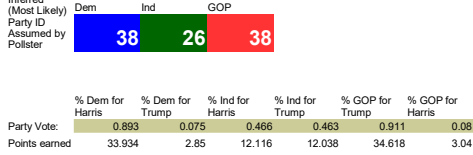


Vote Totals
 Harris **47.9** Trump **48.4**

ADJUSTED AGE ID CALCULATOR

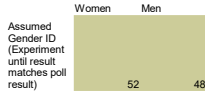
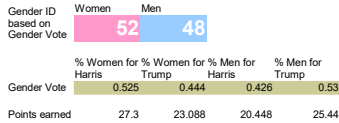


PARTY ID CALCULATOR



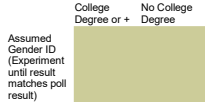
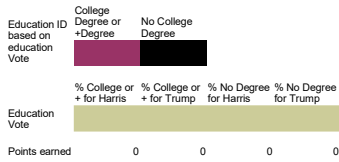
Vote Totals
 Harris **49.09** Trump **49.506**

GENDER ID CALCULATOR



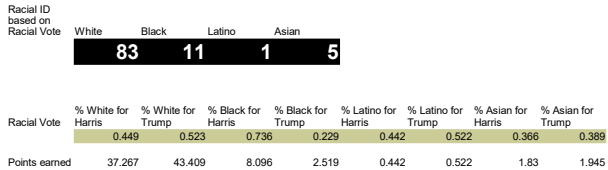
Vote Totals
 Harris **47.748** Trump **48.528**

EDUCATION ID CALCULATOR



Vote Totals
 Harris **0** Trump **0**

RACIAL DEMOS CALCULATOR



Vote Totals
 Harris **47.6** Trump **48.4**

INFERRED AGE ID CALCULATOR

