

Visit FreedomWindow.net

Freedom from biased polls

Trafalgar, NC, 10/25-10/28
Poll Bias Score = -5, no bias. Included in my average.

POLL BIAS CALCULATOR

	Party ID	Gender	Education	Region	Racial Demo
Bias Multiplier (Level of Bias Significance)	10	5	8	3	5
Bias by Category	10	-20	0	0	5
OVERALL 2024 POLL BIAS (+ is Dem, - is GOP bias)	-5				

SCALE>>>

NO SIGNIFICANT BIAS, ACCEPTABLE (0-50)	DEFINITE BIAS, EXCESSIVE (50-100)	SEVERE BIAS (100+)
--	-----------------------------------	--------------------

Understanding the Overall Poll Bias Score – A perfect bias score as compared to the 2020 exit polls equals a 0 value. A positive score equals a Democratic bias. A negative score equals a Republican bias. The higher the value of the number, the worse the bias. I will adjust polls with this score in mind. Usually the adjustment is straightforward in that I can apply the proper party ID, gender ID, education ID to the party votes provided in the cross tabs. Sometimes pollsters hide the party ID, gender ID or education ID, but I have methods of inferring those. The calculators for inferring these party ID values can be found below. Regional bias usually can't be inferred, although if they provide how each region votes they can.

	Dem 2020 Exit Poll	GOP 2020 Exit Poll	Dem 2024 Poll	GOP 2024 Poll
Party ID Values	34	37	33	35
Party ID Difference	-1	-2		
Party ID Bias Score (+ is Dem, - is GOP bias)	1			

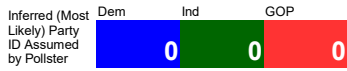
	Female 2020 Exit Poll	Male 2020 Exit Poll	Female 2024 Poll	Male 2024 Poll
Gender ID Values	56	44	54	46
Gender ID Bias	-2	2		
Final Gender ID Bias (+ is Dem, - is GOP bias)	-4			

	College Degree or + 2020 Exit Poll	No College Degree or + 2020 Exit Poll	College Degree or + 2024 Exit Poll	No College Degree or + 2024 Exit Poll (Enter as a negative 2024 Exit Poll number)
Education Values	0	0	0	0
Education Bias	0	0		
Education Bias Final Score (+ is Dem, - is GOP bias)	0 n/a			

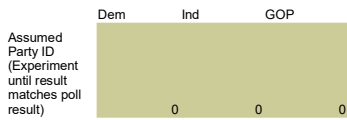
	Northeast 2020 Exit Poll	South 2020 Exit Poll	Midwest 2020 Exit Poll	West 2020 Exit Poll	North-east 2024 Poll	South 2024 Poll	Midwest 2024 Poll	West 2024 Poll
Regional Values (national polls only)								
Regional Bias (National Polls Only)	0	0	0	0				
Regional Bias Score (+ is Dem, - is GOP bias)	0 n/a							

	White 2024 Exit Poll	Black 2024 Exit Poll	Asian 2024 Exit Poll	Latino 2024 Exit Poll	other	White 2024 Exit Poll	Black 2024 Exit Poll	Asian 2024 Exit Poll	Latino 2024 Exit Poll	other
Racial ID percentage	65	23	5	2	5	64	25	4	3	3
Racial Polling Sample Bias	-1	2	-1	1	-2					
Racial Bias Score (+ is Dem, - is GOP bias)	1									

PARTY ID CALCULATOR



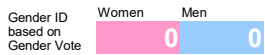
	% Dem for Harris	% Dem for Trump	% Ind for Harris	% Ind for Trump	% GOP for Trump	% GOP for Harris
Party Vote:	0.899	0.085	0.449	0.534	0.886	0.103
Points earned	0	0	0	0	0	0



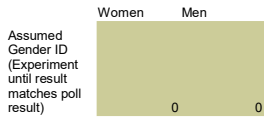
Vote Totals

Harris	Trump
0	0

GENDER ID CALCULATOR



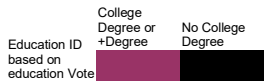
	% Women for Harris	% Women for Trump	% Men for Harris	% Men for Trump
Gender Vote	0	0	0	0
Points earned	0	0	0	0



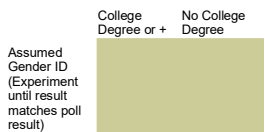
Vote Totals

Harris	Trump
0	0

EDUCATION ID CALCULATOR



	% College or + for Harris	% College or + for Trump	% No Degree for Harris	% No Degree for Trump
Education Vote	0	0	0	0
Points earned	0	0	0	0



Vote Totals

Harris	Trump
0	0

RACIAL DEMOS CALCULATOR

