

Visit FreedomWindow.net

Freedom from biased polls

Rasmussen, GA, 10/25-10/28
Poll Bias Score = -11, insignificant bias.
Bias summary on lines 9-11. Included in my average.

POLL BIAS CALCULATOR

	Party ID	Gender	Education	Region	Racial Demo	Age Demo
Bias Multiplier (Level of Bias Significance)	10	6	6	3	5	5
Bias by Category	10	-36	0	0	20	-5

OVERALL 2024 POLL BIAS (+ is Dem, - is GOP bias) **-11** SCALE>>>

MILD BIAS (0-50)	DEFINITE BIAS, EXCESSIVE (50-100)	SEVERE BIAS (100+)
------------------	-----------------------------------	--------------------

Understanding the Overall Poll Bias Score – A perfect bias score as compared to the 2020 exit polls equals a 0 value. A positive score equals a Democratic bias. A negative score equals a Republican bias. The higher the value of the number, the worse the bias. I will adjust polls with this score in mind. Usually the adjustment is straightforward in that I can apply the proper party ID, gender ID, education ID to the party votes provided in the cross tabs. Sometimes pollsters hide the party ID, gender ID or education ID, but I have methods of inferring those. The calculators for inferring these party ID values can be found below. Regional bias usually can't be inferred, although if they provide how each region votes they can.

	Dem 2020 Exit Poll	GOP 2020 Exit Poll	Dem 2024 Poll	GOP 2024 Poll (Enter as a negative number)	Ind
Party ID Values	34	38	34	37	
Party ID Difference	0	-1			
Party ID Bias Score (+ is Dem, - is GOP bias)	1				

	Female 2020 Exit Poll	Male 2020 Exit Poll	Female 2024 Poll	Male 2024 Poll
Gender ID Values	56	44	53	47
Gender ID Bias	-3	3		
Final Gender ID Bias (+ is Dem, - is GOP bias)	-6			

	College Degree or + 2020 Exit Poll	No College Degree or + 2020 Exit Poll	College Degree or + 2024 Exit Poll	No College Degree or + 2024 Exit Poll
Education Values	36	64	36	64
Education Bias	0	0		
Education Bias Final Score (+ is Dem, - is GOP bias)	0 n/a			

	Northeast 2020 Exit Poll	South 2020 Exit Poll	Midwest 2020 Exit Poll	West 2020 Exit Poll	North-east 2024 Poll	South 2024 Poll	Midwest 2024 Poll	West 2024 Poll
Regional Values (national polls only)								
Regional Bias (National Polls Only)	0	0	0	0				
Regional Bias Score (+ is Dem, - is GOP bias)	0 n/a							

	White 2020 Exit Poll	Black 2020 Exit Poll	Other 2020 Exit Poll	White 2024 Exit Poll	Black 2024 Exit Poll	Other 2024 Exit Poll
Racial ID percentage	61	29	8	60	28	12
Racial Polling Sample Bias	-1	-1	4	0		
Racial Bias Score (+ is GOP, - is Dem bias)	4					

	18-29 Exit Poll	30-39 Exit Poll	40-49 Exit Poll	50-64 Exit Poll	65+ Exit Poll	18-29 Exit Poll	30-39 Exit Poll	40-49 Exit Poll	50-64 Exit Poll	65+ Exit Poll
Age ID	20	17	18	27	19	19	16	18	27	20
Age Bias	-1	-1	0	0	1					
Age Bias Score	-1									

	18-39 Exit Poll	40-64 Exit Poll	65+ Exit Poll	n/a		18-39	40-64	65 n/a	
Age ID	36	45	19	0	0	8	48	44	0
Age Bias	-28	3	25	0					
Age Bias Score	0 n/a								

	18-29 Exit Poll	30-44 Exit Poll	45-64 Exit Poll	65+ Exit Poll		18-29 2024 Poll	30-44 2024 Poll	45-64 2024 Poll	65+ 2024 Poll
Age ID	20	24	36	19		15	23	35	25
Age Bias	-5	-1	-1	6					
Age Bias Score	0 n/a								

	18-35 Exit Poll	36-44 Exit Poll	45+ Exit Poll	n/a		18-35 2024	36-44 2024	45+ 2024	n/a
Age ID	0	0	0	0		0	0	0	0
Age Bias	0	0	0	0					
Age Bias Score	0								

	18-35 Exit Poll	36-44 Exit Poll	45+ Exit Poll	n/a		18-35 2024	36-44 2024	45+ 2024	n/a
Age ID	0	0	0	0		0	0	0	0
Age Bias	0	0	0	0					
Age Bias Score	0								

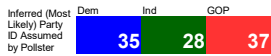
	18-39 Exit Poll	40-64 Exit Poll	65+ Exit Poll	n/a		18-39	40-64	65 n/a	
Age ID	0	0	0	0		0	0	0	0
Age Bias	0	0	0	0					
Age Bias Score	0								

	18-34 Exit Poll	35-49 Exit Poll	50-64 Exit Poll	65+ Exit Poll		18-34 2024 poll	35-49 2024 poll	50-64 2024 poll	65+ 2024 poll
Age ID	0	0	0	0		0	0	0	0
Age Bias	0	0	0	0					
Age Bias Score	0								


	18-29 Exit Poll	30-39 Exit Poll	40-49 Exit Poll	50-64 Exit Poll	65+ Exit Poll	18-29 Exit Poll	30-39 Exit Poll	40-49 Exit Poll	50-64 Exit Poll	65+ Exit Poll
Age ID	0	0	0	0	0	0	0	0	0	0
Age Bias	0	0	0	0	0					
Age Bias Score	0									

	<45	>45				<45	>45			Age ID
Age ID	44	56	0	0		40	60	35	25	Age Bias
Age Bias	-4	4								Age Bias
Age Bias Score	-8 n/a									Age Bias Score

PARTY ID CALCULATOR



	% Dem for Harris	% Dem for Trump	% Ind for Harris	% Ind for Trump	% GOP for Trump	% GOP for Harris
Party Vote:	0.98	0	0.4	0.47	0.95	0.03
Points earned	34.3	0	11.2	13.16	35.15	1.11

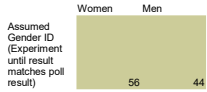


	Harris	Trump
Vote Totals	46.61	48.31

GENDER ID CALCULATOR



	% Women for Harris	% Women for Trump	% Men for Harris	% Men for Trump
Gender Vote	0.49	0.47	0.44	0.51
Points earned	27.44	26.32	19.36	22.44



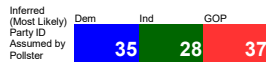
	Harris	Trump
Vote Totals	46.8	48.76

EDUCATION ID CALCULATOR

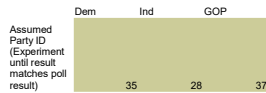


inferred calculators

PARTY ID CALCULATOR



	% Dem for Harris	% Dem for Trump	% Ind for Harris	% Ind for Trump	% GOP for Trump	% GOP for Harris
Party Vote:	0.98	0	0.4	0.47	0.95	0.03
Points earned	34.3	0	11.2	13.16	35.15	1.11

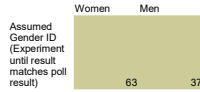


	Harris	Trump
Vote Totals	46.61	48.31

GENDER ID CALCULATOR



	% Women for Harris	% Women for Trump	% Men for Harris	% Men for Trump
Gender Vote	0.49	0.47	0.44	0.51
Points earned	30.87	29.61	16.28	18.87



	Harris	Trump
Vote Totals	47.15	48.48

EDUCATION ID CALCULATOR

